

TEXTON



# VERTICAL

SHADINGS

Effective February 3, 2020

*design simplified™*

---

# TABLE OF CONTENTS

---

## **Product Overview**

- Features and Benefits ..... 2
- Style Information ..... 3
- Color Charts..... 3

## **Pricing Groups**

- Pricing Group 1 Light Filtering, Options, Minimum, Maximum..... 4
- Pricing Group 2 Room Darkening, Options, Minimum, Maximum..... 5

## **Product Specifications**

- Configuration Specifications ..... 6
- Stacking Chart ..... 7-8
- Product Components ..... 9

---

## FEATURES & BENEFITS

---



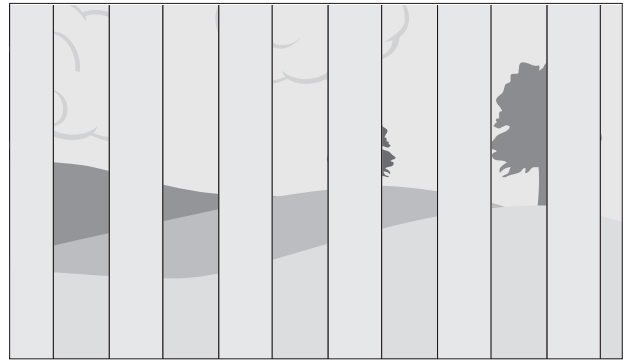
- Light-dimming and translucent fabrics beautifully complement our Window Shadings, offering a coordinated look in the same room
- Ideal for covering large window expanses and sliding glass doors up to 192" wide and 120" in height
- Control options include a combination wand/cord or moving wand for operating convenience
- Limited Lifetime Warranty on both programs ensures customer satisfaction

## STYLE INFORMATION AND COLOR CHART


Style Name	Price Group	Color Name	Color #
<b>Township</b> Translucent	1	Light White	TSLF-6780
	1	Daylight	TSLF-6781
	1	Morning White	TSLF-6782
	1	Linen Cloth	TSLF-6783
	1	Serenity	TSLF-6784
	1	Summer Clouds	TSLF-6785
<b>Township</b> Light Dimming	2	Light White	TSRD-6780
	2	Daylight	TSRD-6781
	2	Morning White	TSRD-6782
	2	Linen Cloth	TSRD-6783
	2	Serenity	TSRD-6784
	2	Summer Clouds	TSRD-6785
<b>Loggia</b> Translucent	1	Alpine White	LGLF-7780
	1	Winter Wheat	LGLF-7781
	1	Almond Milk	LGLF-7782
	1	Soft Taupe	LGLF-7783
	1	Antique Lace	LGLF-7784
	1	Sandy Beach	LGLF-7785
<b>Loggia</b> Light Dimming	2	Alpine White	LGRD-7780
	2	Winter Wheat	LGRD-7781
	2	Almond Milk	LGRD-7782
	2	Soft Taupe	LGRD-7783
	2	Antique Lace	LGRD-7784
	2	Sandy Beach	LGRD-7785




Unobstructed view when sheers are stacked back.



Partially private view when vanes are slightly rotated.



Soft, diffused light when sheers are drawn closed and vanes are opened.



Increased privacy when vanes are closed.

**Township – Translucent**

- Daylight, TSLF-6781
- Light White, TSLF-6780
- Linen Cloth, TSLF-6783
- Morning White, TSLF-6782
- Serenity, TSLF-6784
- Summer Clouds, TSLF-6785

**Loggia – Translucent**

- Almond Milk, LGLF-7782
- Alpine White, LGLF-7780
- Antique Lace, LGLF-7784
- Sandy Beach, LGLF-7785
- Soft Taupe, LGLF-7783
- Winter Wheat, LGLF-7781

**Group 1**

**Translucent (TSLF, LGLF)**

WIDTH TO:	24"	36"	48"	54"	60"	66"	72"	78"	84"	90"	96"	108"	120"	132"	144"	156"	174"	192"
HEIGHT TO:																		
48"	\$924	1146	1340	1436	1542	1676	1778	1874	1988	2132	2254	2434	2912	3214	3444	3652	3984	4318
60"	1018	1274	1514	1628	1760	1920	2036	2148	2284	2444	2596	2806	3302	3630	3870	4110	4468	4830
72"	1114	1436	1744	1884	2036	2216	2356	2502	2654	2846	3014	3470	4032	4430	4736	5050	5494	5970
84"	1190	1560	1940	2094	2264	2474	2626	2786	2958	3158	3346	3630	4212	4622	4932	5258	5732	6218
96"	1286	1684	2044	2216	2398	2606	2778	2958	3126	3356	3556	3936	4546	4992	5332	5686	6210	6740
108"	1536	2014	2484	2710	2976	3260	3490	3718	3948	4212	4460	4840	5430	5878	6226	6578	7110	7654
120"	1722	2264	2814	3082	3422	3766	4022	4296	4562	4868	5134	5592	6132	6578	6928	7282	7804	8336

Note: The color is carried by the sheer fabric. The vanes are always white.

SIZE STANDARDS – COMBINATION WAND/CORD	
Minimum Width	12"
Maximum Width	192"
Minimum Height	24"
Maximum Height	120"

SIZE STANDARDS – OPTIONAL MOVING WAND	
Minimum Width	12"
Maximum Width	144"
Minimum Height	24"
Maximum Height	100"

**OPTIONS: SPECIFY ON ORDER**

• **Optional Moving Wand**

**Note:** Moving wand only available with outside mount, side stack.

Moving Wand Drops	
Ordered Height	Wand
24" to 48"	23"
48-1/8" to 84"	30"
84-1/8" to 100"	40"

• **Mounting** – Inside (IB) or Outside (OB)

**Important:** Vertical Shadings are not recommended as inside (IB) mounts due to light gaps that occur on the sides of the sheer when vanes are closed.

• **Standard Wand/Cord Drops**

Wand/Cord Drops	
Ordered Height	Standard Wand/Cord Drop
24" to 40"	21-1/4"
40-1/8" to 60"	33-1/4"
60-1/8" to 85"	45-1/4"
85-1/8" to 95"	57-1/4"
95-1/8" to 105"	69-1/4"
105-1/8" to 120"	75-1/4"

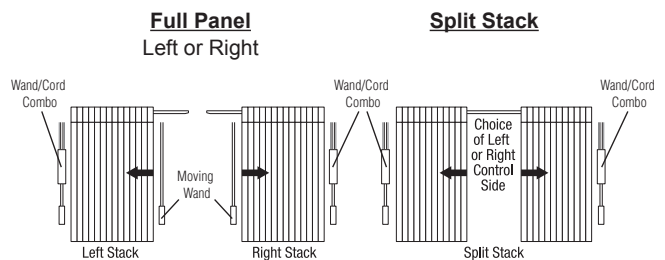
**NOTES:**

**Wand/cord drop** is measured from top of fabric. to bottom of wand.

**Optional wand/cord drops** may be specified in any of the standard drop lengths

• **Stacking Position** – left, right or split

**Stack Options:**



**Split stack add \$380 per vertical shadings**

• **Control Positions** – left or right

• **The Moving Wand** control is located on the side opposite of where the fabric stacks

• **Operation** – Pulling the wand moves the sheers back and forth across the window, and tilting the wand opens and closes the vanes

**Township – Light Dimming**

- Daylight, TSRD-6781
- Light White, TSRD-6780
- Linen Cloth, TSRD-6783
- Morning White, TSRD-6782
- Serenity, TSRD-6784
- Summer Clouds, TSRD-6785

**Loggia – Light Dimming**

- Almond Milk, LGRD-7782
- Alpine White, LGRD-7780
- Antique Lace, LGRD-7784
- Sandy Beach, LGRD-7785
- Soft Taupe, LGRD-7783
- Winter Wheat, LGRD-7781

**Group 2  
Light Dimming (TSRD, LGRD)**

WIDTH TO:	24"	36"	48"	54"	60"	66"	72"	78"	84"	90"	96"	108"	120"	132"	144"	156"	174"	192"
HEIGHT TO:																		
48"	1104	1372	1608	1722	1848	2014	2132	2244	2378	2550	2710	2918	3490	3860	4124	4386	4784	5180
60"	1228	1536	1818	1962	2112	2312	2444	2588	2742	2930	3120	3368	3964	4354	4640	4932	5362	5798
72"	1332	1732	2094	2254	2444	2654	2834	2996	3186	3412	3614	4166	4840	5324	5676	6056	6598	7168
84"	1428	1874	2322	2510	2720	2966	3148	3346	3548	3792	4022	4354	5050	5544	5924	6314	6882	7460
96"	1542	2030	2452	2654	2872	3126	3338	3548	3756	4032	4270	4724	5456	5990	6398	6826	7452	8088
108"	1836	2416	2976	3252	3578	3916	4184	4468	4736	5058	5352	5798	6512	7044	7474	7892	8538	9184
120"	2066	2720	3376	3688	4110	4516	4830	5154	5484	5846	6170	6712	7368	7892	8320	8736	9362	10000

Note: The color is carried by the sheer fabric. The vanes are always white.

SIZE STANDARDS – COMBINATION WAND/CORD	
Minimum Width	12"
Maximum Width	192"
Minimum Height	24"
Maximum Height	120"

SIZE STANDARDS – OPTIONAL MOVING WAND	
Minimum Width	12"
Maximum Width	144"
Minimum Height	24"
Maximum Height	100"

**OPTIONS: SPECIFY ON ORDER**

• **Optional Moving Wand**

**Note:** Moving wand only available with outside mount, side stack.

Moving Wand Drops	
Ordered Height	Wand
24" to 48"	23"
48-1/8" to 84"	30"
84-1/8" to 100"	40"

• **Mounting** – Inside (IB) or Outside (OB)

**Important:** Vertical Shadings are not recommended as inside (IB) mounts due to light gaps that occur on the sides of the sheer when vanes are closed.

• **Standard Wand/Cord Drops**

Wand/Cord Drops	
Ordered Height	Standard Wand/Cord Drop
24" to 40"	21-1/4"
40-1/8" to 60"	33-1/4"
60-1/8" to 85"	45-1/4"
85-1/8" to 95"	57-1/4"
95-1/8" to 105"	69-1/4"
105-1/8" to 120"	75-1/4"

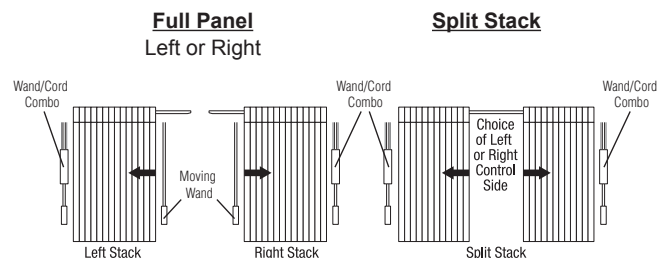
**NOTES:**

**Wand/cord drop** is measured from top of fabric. to bottom of wand.

**Optional wand/cord drops** may be specified in any of the standard drop lengths

• **Stacking Position** – left, right or split

**Stack Options:**



**Split stack add \$380 per vertical shadings**

• **Control Positions** – left or right

• **The Moving Wand** control is located on the side opposite of where the fabric stacks

• **Operation** – Pulling the wand moves the sheers back and forth across the window, and tilting the wand opens and closes the vanes

## PRODUCT CONFIGURATION SPECIFICATIONS

INSIDE MOUNT	
Minimum casement depth:	1"
Minimum casement depth, fully recessed	6-1/4"

OUTSIDE MOUNT	
Minimum mounting surface height, standard bracket	1-1/8"
Minimum mounting surface height, extension bracket	1-3/8"
Recommended top overlap	5"
Recommended minimum overlap per side (and bottom overlap when product does not hang to the floor)	5"
Recommended bottom clearance, when the vertical sheer hangs to the floor (deduct before ordering)	1/2"

SIDE MOUNT	
Not available with side mount	

**Important:** Vertical Shadings are not recommended as inside (IB) mounts due to light gaps that occur on the sides of the sheer when vanes are closed.

**Note:** Moving wand **only** available with outside mount, side stack.

NOTE: WIDTH AND HEIGHT MAY VARY $\pm$ 1/8"	
INSIDE MOUNT – Finished Dimensions (allowances taken from ordered dimensions)	
Fabric Width	-1/4"
Headrail width - Side stack	-1 1/2"
Headrail width - Split stack	-1 1/4"
Fabric height overall	-3/4"
Top clearance	-1/4"
Bottom clearance	-1/2"

OUTSIDE MOUNT – Finished Dimensions (allowances taken from ordered dimensions)	
Fabric Width	Ordered width
Headrail width - Side stack	-1 1/4"
Headrail width - Split stack	-1"
Fabric height overall (for top clearance)	-1/4"

Fabric Header (height)	5 1/4"
------------------------	--------

# STACKBACK CHART – OUTSIDE (OB) MOUNT

**Fabric Stackback** – "Stackback" is the width of the fabric panel when the sheer is fully drawn. This is an important dimension to consider when the customer wants an outside-mounted sheer to completely uncover the window or door opening (see below).

**Using the Stackback Chart** – Determine the desired uncovered width when the sheer is fully drawn. Locate that width on the Stackback chart. Move across the row to find the correct ordered width. The Stackback dimension is shown in the column between the ordered width and uncovered width.

## Side Stack – 3 1/2" Vanes

Uncovered Width Up	Stackback Up To	Ordered Width
4 3/4"	8"	12 3/4"
7 1/8"	8 1/2"	15 5/8"
9 1/2"	9"	18 1/2"
11 7/8"	9 1/2"	21 3/8"
14 1/4"	10"	24 1/4"
16 5/8"	10 1/2"	27 1/8"
19"	11"	30"
21 3/8"	11 1/2"	32 7/8"
23 3/4"	12"	35 3/4"
26 1/8"	12 1/2"	38 5/8"
28 1/2"	13"	41 1/2"
30 7/8"	13 1/2"	44 3/8"
33 1/8"	14"	47 1/8"
35 1/2"	14 1/2"	50"
37 7/8"	15"	52 7/8"
40 1/4"	15 1/2"	55 3/4"
42 5/8"	16"	58 5/8"
45"	16 1/2"	61 1/2"
47 3/8"	17"	64 3/8"
49 3/4"	17 1/2"	67 1/4"
52 1/8"	18"	70 1/8"
54 1/2"	18 1/2"	73"
56 7/8"	19"	75 7/8"
59 1/4"	19 1/2"	78 3/4"
61 1/2"	20"	81 1/2"
63 7/8"	20 1/2"	84 3/8"
66 1/4"	21"	87 1/4"
68 5/8"	21 1/2"	90 1/8"
71"	22"	93"
73 3/8"	22 1/2"	95 7/8"
75 3/4"	23"	98 3/4"
78 1/8"	23 1/2"	101 5/8"
80 1/2"	24"	104 1/2"
82 7/8"	24 1/2"	107 3/8"
85 1/4"	25"	110 1/4"
87 5/8"	25 1/2"	113 1/8"

Uncovered Width Up	Stackback Up To	Ordered Width
90"	26"	116"
92 1/4"	26 1/2"	118 3/4"
94 5/8"	27"	121 5/8"
97"	27 1/2"	124 1/2"
99 3/8"	28"	127 3/8"
101 3/4"	28 1/2"	130 1/4"
104 1/8"	29"	133 1/8"
106 1/2"	29 1/2"	136"
108 7/8"	30"	138 7/8"
111 1/4"	30 1/2"	141 3/4"
113 5/8"	31"	144 5/8"
116"	31 1/2"	147 1/2"
118 3/8"	32"	150 3/8"
120 5/8"	32 1/2"	153 1/8"
123"	33"	156"
125 3/8"	33 1/2"	158 7/8"
127 3/4"	34"	161 3/4"
130 1/8"	34 1/2"	164 5/8"
132 1/2"	35"	167 1/2"
134 7/8"	35 1/2"	170 3/8"
137 1/4"	36"	173 1/4"
139 5/8"	36 1/2"	176 1/8"
142"	37"	179"
144 3/8"	37 1/2"	181 7/8"
146 3/4"	38"	184 3/4"
149 1/8"	38 1/2"	187 5/8"
151 3/8"	39"	190 3/8"
152 1/2"	39 1/2"	192"

**Notes:**

- The maximum uncovered width of side stack sheers is 152 1/2".
- Include in your uncovered width measurement the desired amount of fabric overlap on the side opposite the fabric stack.

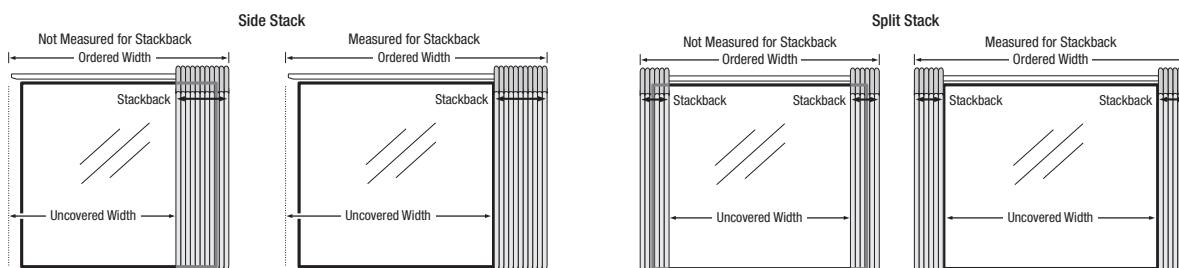
## Split Stack – 3 1/2" Vanes

Uncovered Width Up	Stackback Up To	Ordered Width
6 1/8"	5 1/8" (x 2)	16 3/8"
10 7/8"	5 5/8" (x 2)	22 1/8"
15 5/8"	6 1/8" (x 2)	27 7/8"
20 3/8"	6 5/8" (x 2)	33 5/8"
25 1/8"	7 1/8" (x 2)	39 3/8"
29 3/4"	7 5/8" (x 2)	45"
34 1/2"	8 1/8" (x 2)	50 3/4"
39 1/4"	8 5/8" (x 2)	56 1/2"
44"	9 1/8" (x 2)	62 1/4"
48 3/4"	9 5/8" (x 2)	68"
53 1/2"	10 1/8" (x 2)	73 3/4"
58 1/4"	10 5/8" (x 2)	79 1/2"
62 7/8"	11 1/8" (x 2)	85 1/8"
67 5/8"	11 5/8" (x 2)	90 7/8"
72 3/8"	12 1/8" (x 2)	96 5/8"
77 1/8"	12 5/8" (x 2)	102 3/8"
81 7/8"	13 1/8" (x 2)	108 1/8"
86 5/8"	13 5/8" (x 2)	113 7/8"
91 1/4"	14 1/8" (x 2)	119 1/2"
96"	14 5/8" (x 2)	125 1/4"
100 3/4"	15 1/8" (x 2)	131"
105 1/2"	15 5/8" (x 2)	136 3/4"
110 1/4"	16 1/8" (x 2)	142 1/2"
115"	16 5/8" (x 2)	148 1/4"
119 5/8"	17 1/8" (x 2)	153 7/8"
124 3/8"	17 5/8" (x 2)	159 5/8"
129 1/8"	18 1/8" (x 2)	165 3/8"
133 7/8"	18 5/8" (x 2)	171 1/8"
138 5/8"	19 1/8" (x 2)	176 7/8"
143 3/8"	19 5/8" (x 2)	182 5/8"
148"	20 1/8" (x 2)	188 1/4"
150 3/4"	20 5/8" (x 2)	192"

**Notes:**

- The maximum uncovered width of split stack sheers is 150 3/4".
- Traveling Wand™ system is not available in a split stack configuration.

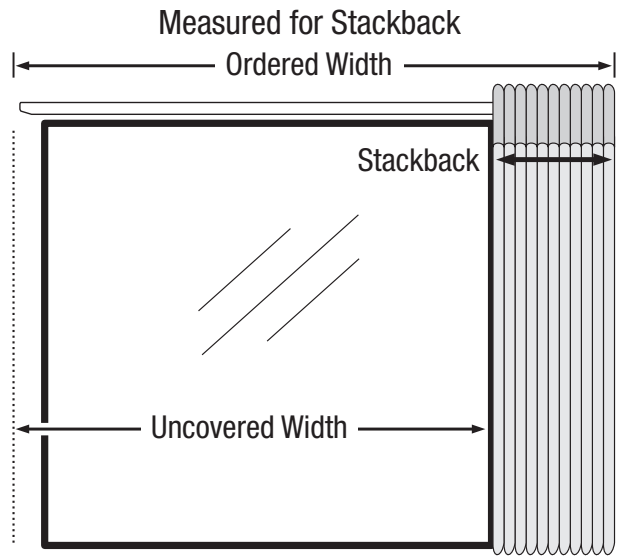
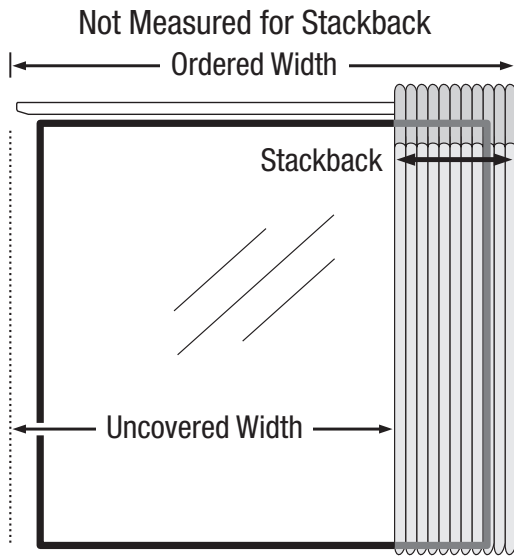
**NOTE:** • The above stackback charts account for typical stacking. As with any textile product, some variation is typical.



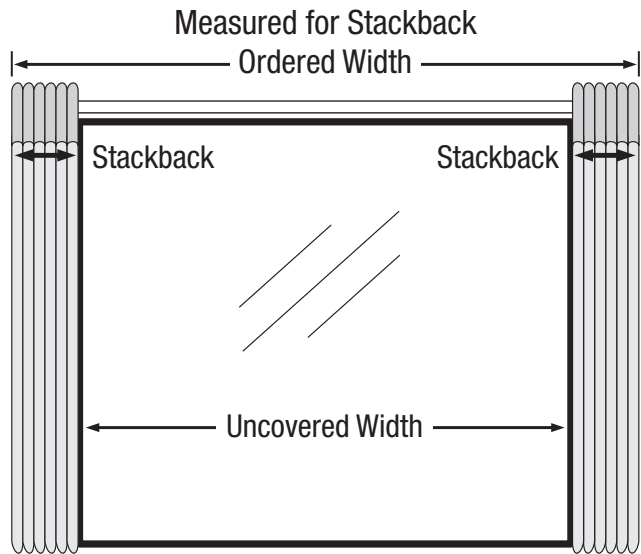
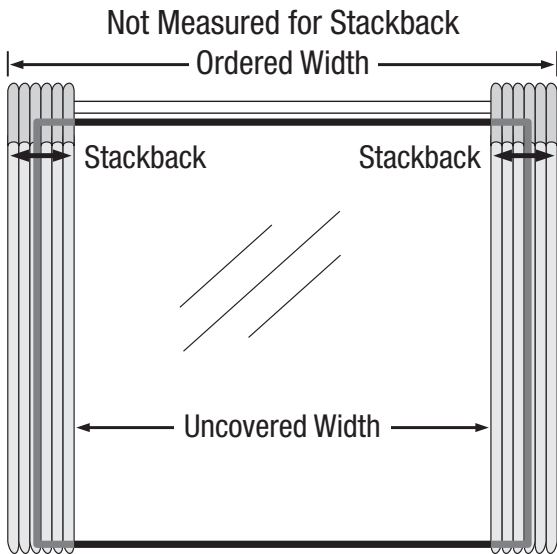


# STACKBACK

## Side Stack



## Split Stack



# PRODUCT COMPONENTS

## Vertical Shadings Hardware System Left Stack Shown

